



# MIDDLE CLASS SCHOLARSHIP

*This document presents aggregate demographic data about the 2017-18 Middle Class Scholarship paid recipients. Total Middle Class Scholarship paid recipients: 51,292.*

**The Middle Class Scholarship** program provides eligible undergraduate students at the University of California (UC) or the California State Universities (CSU) with a scholarship amount that, combined with other publicly funded financial aid received by the student, can be up to 40 percent of the institution’s mandatory system-wide tuition and fees.

Assembly Bill 94 (Chapter 50, Statutes of 2013), established the Middle Class Scholarship program for eligible students attending a UC or CSU, to be phased in over four years. The 2017-18 award year was the final phase-in year at 100 percent; the maximum award was 40% of mandatory systemwide tuition and fees for UC (\$12,630) and CSU (\$5,742). The MCS program funds are set by statute and may be amended during the fiscal budget process. The allocation for 2017-18 was approximately \$100 million.

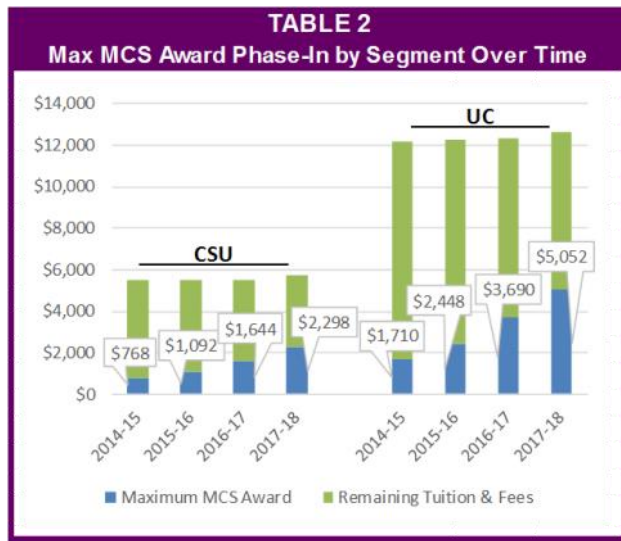
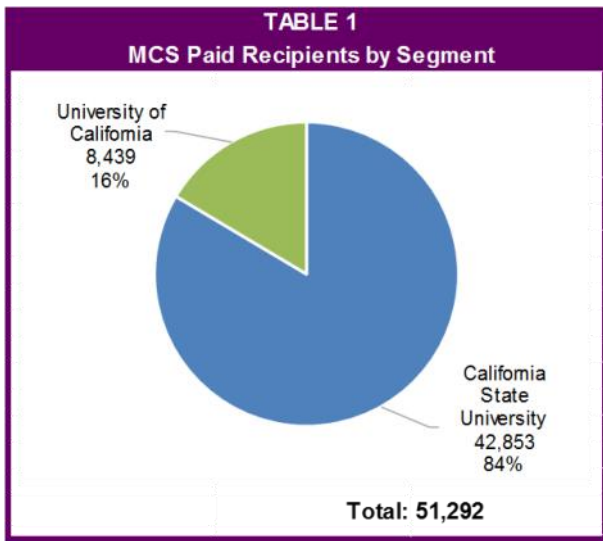
Students who are eligible are those who complete a FAFSA or CADAA by the March 2nd deadline and meet the following criteria:

- California resident;
- Enrolled in a UC or CSU undergraduate program;
- Household income less than or equal to \$165,000; and
- Annual household asset amount of no more than \$165,000.

The maximum award amount per student ranges from 10 to 40 percent as determined by income and is offset by the student’s other federal, state, or institutional aid.

The data in this report reflect the 2017-18 MCS paid recipients. Paid Recipients are those UC and CSU undergraduate students who applied for MCS awards, met statutory requirements, were offered awards, and received payment.

For 2017-18, 54,136 students were offered MCS awards which included 9,342 at the UC and 44,794 at the CSU. Of the 54,136 offered awardees, 51,292 (94.7%) actually used their awards and became Paid Recipients. Of the 51,292, 8,439 (16%) were attending a UC and 42,853 (84%) were attending a CSU.



# MCS University of California

The maximum Middle Class Scholarship award at the University of California (UC) is 40 percent of mandatory system-wide tuition and fees multiplied by the 100 percent phase-in factor, or \$5,052 for 2017-18. 8,439 students were paid at the UC with an average award of \$2,936. The total amount paid to UC students was \$24,775,018. The following charts include data on UC paid recipients by: dependency, assets, gender, income, education level, and age.

**TABLE 3**

**Average UC Assets by Dependency\***

Dependency	Assets
Dependent - Parent Assets	\$26,644
Independent - Student Assets	\$18,842

\* Assets do not include the primary residence or retirement plans; 98 percent of new paid recipients are dependent.

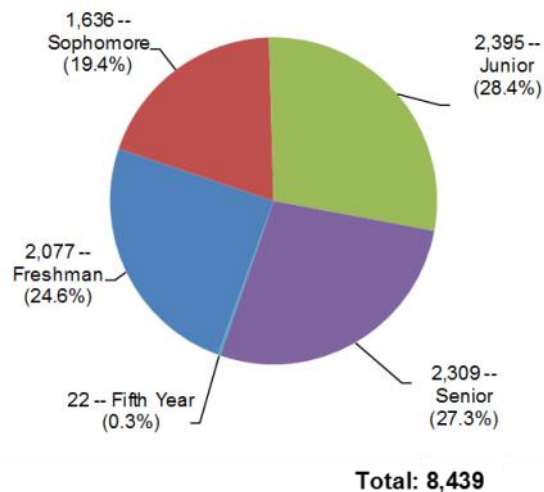
**TABLE 4**

**UC Paid Recipients by Gender**

Gender	Count	Percent
Women	4,819	57.1%
Men	3,620	42.9%

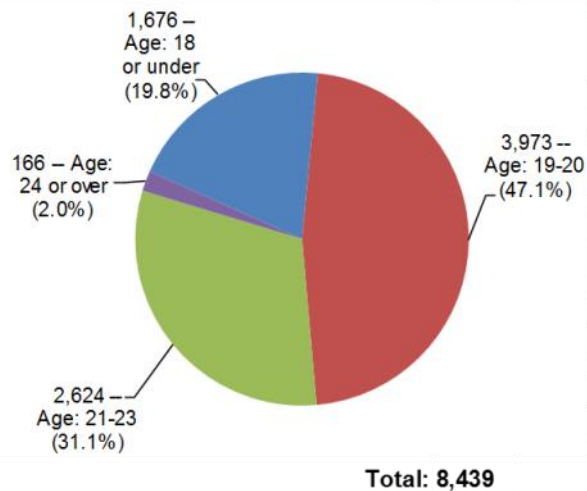
**TABLE 6**

**UC Paid Recipients by Education Level**



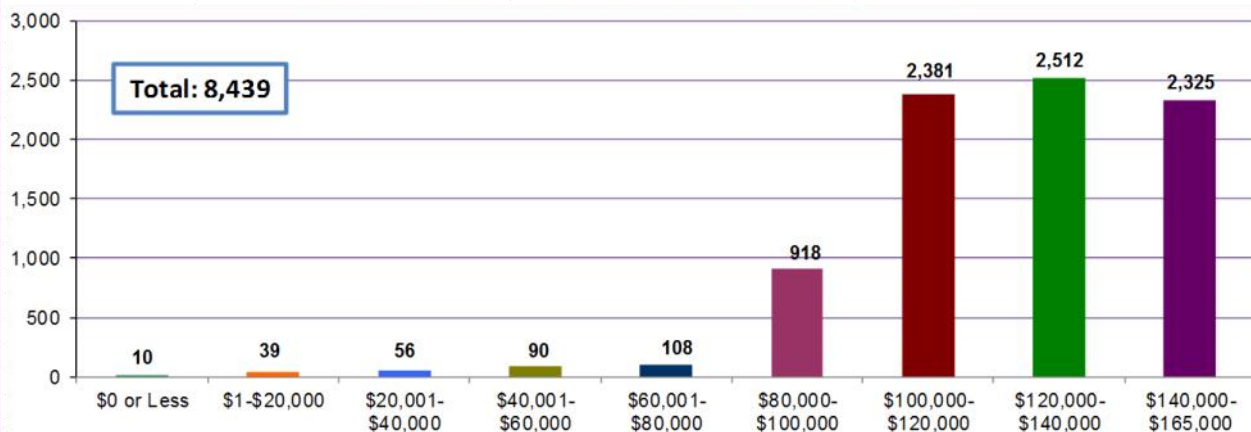
**TABLE 7**

**UC Paid Recipients by Age**



**TABLE 5**

**University of California Paid Recipients by Income**



# MCS California State University

The maximum Middle Class Scholarship award at the California State Universities (CSU) is 40 percent of mandatory system-wide tuition and fees multiplied by the 100 percent phase-in factor, or \$2,298 for 2017-18. 42,853 students were paid at the CSU with an average award of \$1,753. The total amount paid to CSU students was \$75,129,812. The following charts include data on CSU paid recipients by: dependency, assets, gender, income, education level, and age.

**TABLE 8**

**Average CSU Assets by Dependency\***

Dependency	Assets
Dependent - Parent Assets	\$13,304
Independent - Student Assets	\$2,717

\* Assets do not include the primary residence or retirement plans; 81 percent of new paid recipients are dependent.

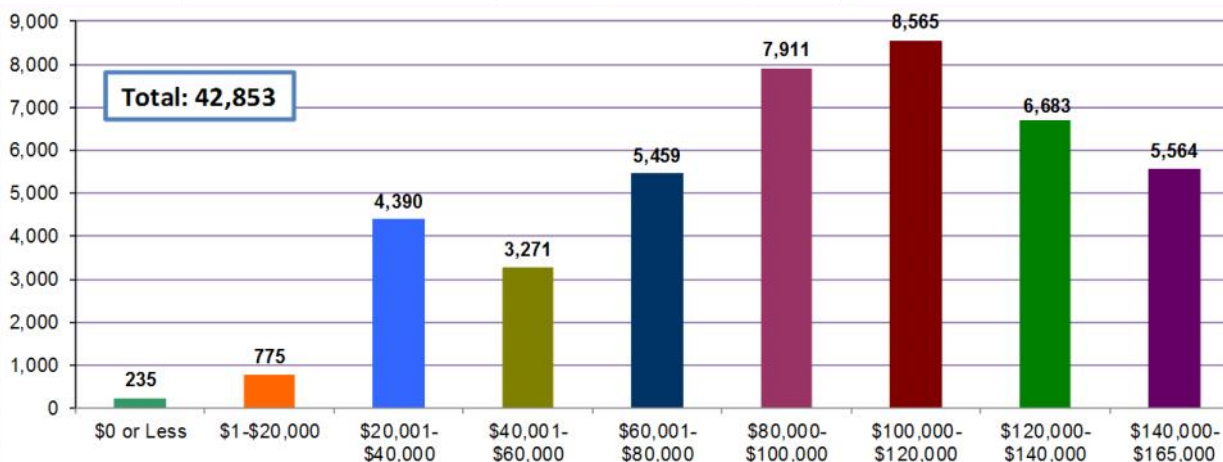
**TABLE 9**

**CSU Paid Recipients by Gender**

Gender	Count	Percent
Women	24,954	58.2%
Men	17,899	41.8%

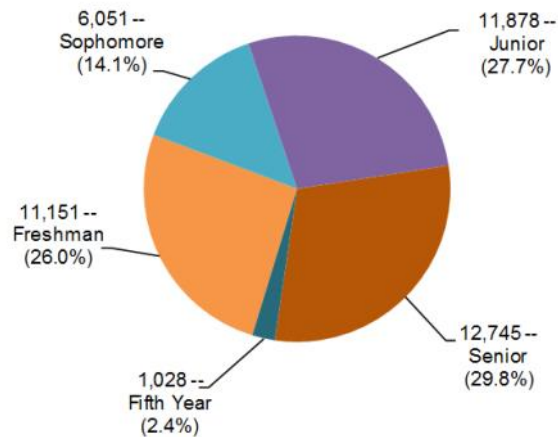
**TABLE 10**

**California State University Paid Recipients by Income**



**TABLE 11**

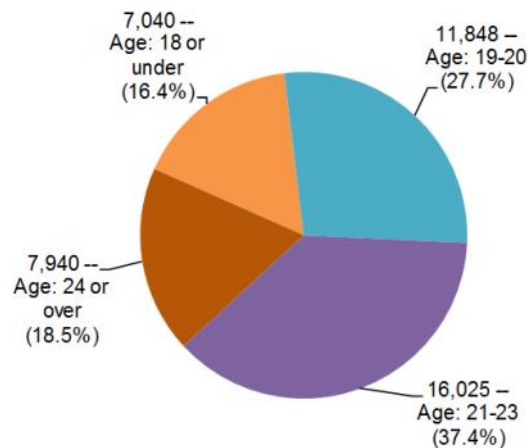
**CSU Paid Recipients by Education Level**



Total: 42,853

**TABLE 12**

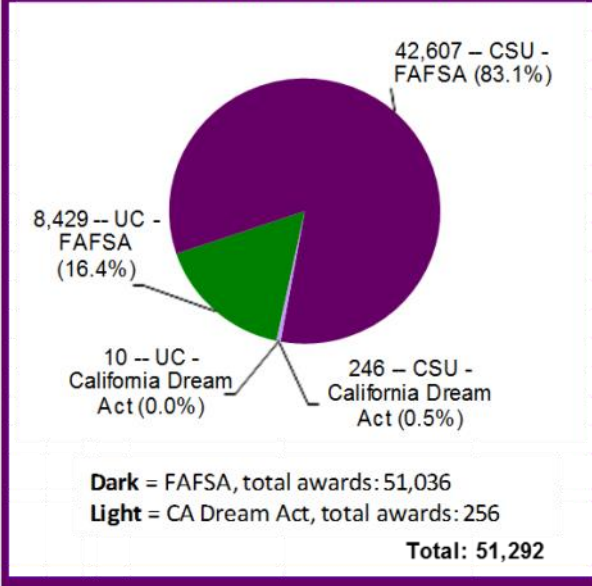
**CSU Paid Recipients by Age**



Total: 42,853

## About the Paid Recipients

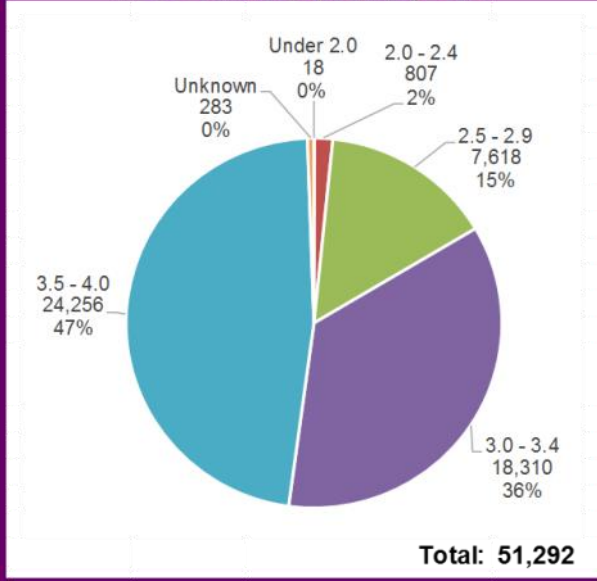
**TABLE 13**  
Middle Class Scholarship  
Paid Recipients by Application Filed



**TABLE 14**  
Typical Middle Class Scholarship Paid Recipient

	Income	Family Size	Age
Univ. of California	\$123,334	3.9	20
California State U.	\$94,706	3.6	22
<b>All Recipients</b>	<b>\$99,416</b>	<b>3.7</b>	<b>22</b>

**TABLE 15**  
MCS Paid Recipient by GPA



## About the Applicants

Applicants must meet multiple criteria to qualify. Submitting both the Free Application for Federal Student Aid (FAFSA) or the California Dream Act Application is the first step for students to be considered for a Middle Class Scholarship award. Students must then have their enrollment confirmed by their school in order to be offered an award. Of the 406,581 applicants who were successful in these steps, 352,445 were not eligible, including: 327,738 due to other aid covering tuition and fees, 2,936 due to income exceeding the ceiling, 5,032 due to assets exceeding the ceiling, and 6,622 due to not meeting the deadline. The remaining 54,136 were offered a Middle Class Scholarship, and 51,292 of these became paid recipients.



California Student Aid Commission  
P.O. Box 419026  
Rancho Cordova, CA 95741-9026  
[www.csac.ca.gov](http://www.csac.ca.gov)

The California Student Aid Commission is the state principal agency responsible for administering financial aid programs for students attending public and private universities, colleges, and vocational schools in California. The financial aid programs include the Cal Grant program, the Middle Class Scholarship program, the Chafee Grant Program and several targeted state scholarship and loan assumption programs. The Commission also administers financial aid awareness and outreach programs, such as CalSOAP and Cash for College, in collaboration with business, private industry and community-based organizations.